


OCEANSOUTH ROCKET LAUNCHER INSTRUCTIONS

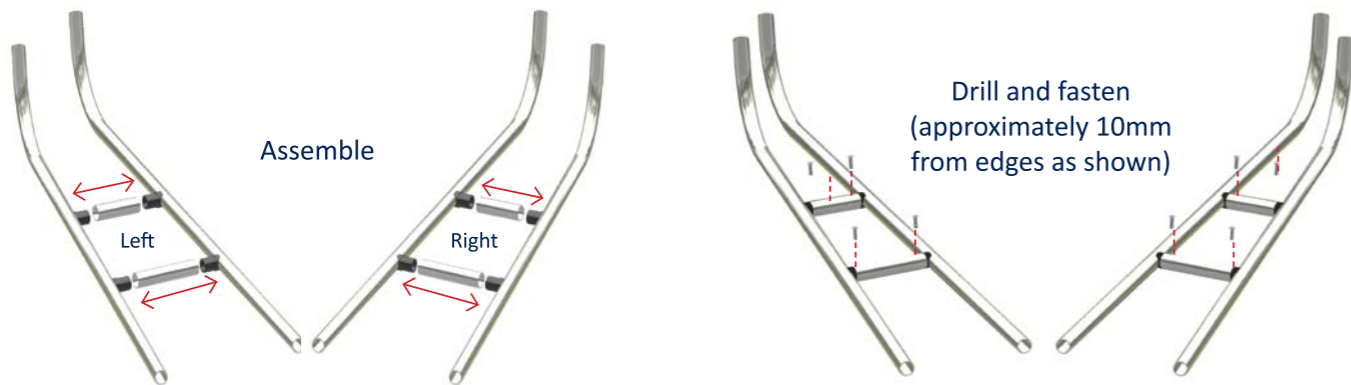
COMPONENTS (INCLUDED IN BOX)



N.B. Base mounting screws not supplied - Use screw to suit thickness & material of mounting position.

ASSEMBLY INSTRUCTIONS


STEP 1. ASSEMBLING THE UPRIGHTS




STEP 2. FITTING THE UPRIGHTS TO THE DECK



STEP 3. ASSEMBLING THE TOP FRAME



Cut the straight selections to your measured width



Slide rod holders onto straight sections.

Drill and fasten rod holders to straight sections

STEP 4. FITTING THE TOP FRAME TO THE UPRIGHTS



STEP 5. SECURE THE UPRIGHTS ONTO THE UNIVERSAL BASES.

